

**BLUE RIBBON
DOWNS
RACINO, WILL
ROGERS DOWNS
AND REMINGTON
PARK**

JANUARY 2008

**GAMING
AUDIT**



Jeff A. McMahan

Oklahoma State Auditor
& Inspector

**OKLAHOMA HORSE RACING COMMISSION
STATISTICAL REPORT OF GAMING OPERATIONS
BLUE RIBBON DOWNS RACINO, WILL ROGERS DOWNS
AND REMINGTON PARK
JANUARY 2008**

This publication is printed and issued by the State Auditor and Inspector as authorized by 74 O.S. 2001, § 212 and 74 O.S. 2001, § 3105. Forty copies have been prepared and distributed at a cost of \$81.95. Copies have been deposited with the Publications Clearinghouse of the Oklahoma Department of Libraries.



STATE OF OKLAHOMA
OFFICE OF THE AUDITOR AND INSPECTOR

Jeff A. McMahan
State Auditor and Inspector

February 14, 2008

TO THE MEMBERS OF THE OKLAHOMA
HORSE RACING COMMISSION

Transmitted herewith is the Statistical Report of Gaming Operations for Blue Ribbon Downs Racino, Will Rogers Downs and Remington Park for the month of January 2008, which is the result of our monitoring and data accumulation.

We wish to take this opportunity to express our appreciation for the assistance and cooperation extended to our office during this time.

The Office of the State Auditor and Inspector is committed to serve the public interest by providing independent oversight by issuing reports that serve as a management tool to the state. Our goal is to ensure a government, which is accountable to the people of the State of Oklahoma.

Sincerely,

A handwritten signature in blue ink that reads "Michelle R. Day".

Michelle R. Day, Esq.
Deputy State Auditor and Inspector

**OKLAHOMA HORSE RACING COMMISSION
STATISTICAL REPORT OF GAMING OPERATIONS
BLUE RIBBON DOWNS RACINO, WILL ROGERS DOWNS AND REMINGTON PARK
FOR THE MONTH OF JANUARY 2008**

TABLE OF CONTENTS

	<u>PAGE</u>
STATE AUDITOR AND INSPECTOR LETTER	4
STATISTICAL REPORT OF GAMING OPERATIONS	5



STATE OF OKLAHOMA
OFFICE OF THE AUDITOR AND INSPECTOR

Jeff A. McMahan
State Auditor and Inspector

**TO THE MEMBERS OF THE OKLAHOMA
HORSE RACING COMMISSION**

We compiled the information presented in this report from the statistical data obtained from the gaming vendors and licensees located at Blue Ribbon Downs Racino, Will Rogers Downs and Remington Park for the month of January 2008.

In accordance to a November 2, 2007 letter from the OHRC, we were asked to recalculate the Blue Ribbon Downs Thoroughbred share of purses and the Oklahoma Breeding and Development Fund amounts to a higher percentage. These recalculations were made to the prior month amounts and are reflected in the year-to-date figures.

We were not engaged to perform an audit in accordance with generally accepted auditing standards, the objective of which would be the expression of an opinion on specified elements or accounts. Accordingly, we do not express such an opinion. This report relates only to the procedures specified above and does not extend to any financial statements of the racetracks or racinos taken as a whole.

In planning and performing these procedures, we considered the internal control structure of the gaming departments; however, our procedures were substantially less in scope than the procedures we would have applied if we had been engaged to express an opinion on the internal controls. Accordingly, we do not express an opinion on their internal control structure.

Sincerely,

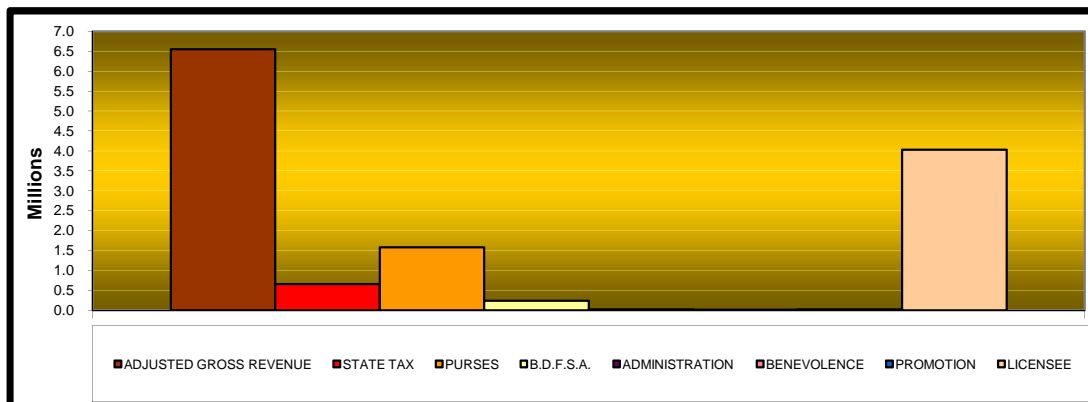
A handwritten signature in blue ink that reads "Michelle R. Day".

Michelle R. Day, Esq.
Deputy State Auditor and Inspector

February 13, 2008

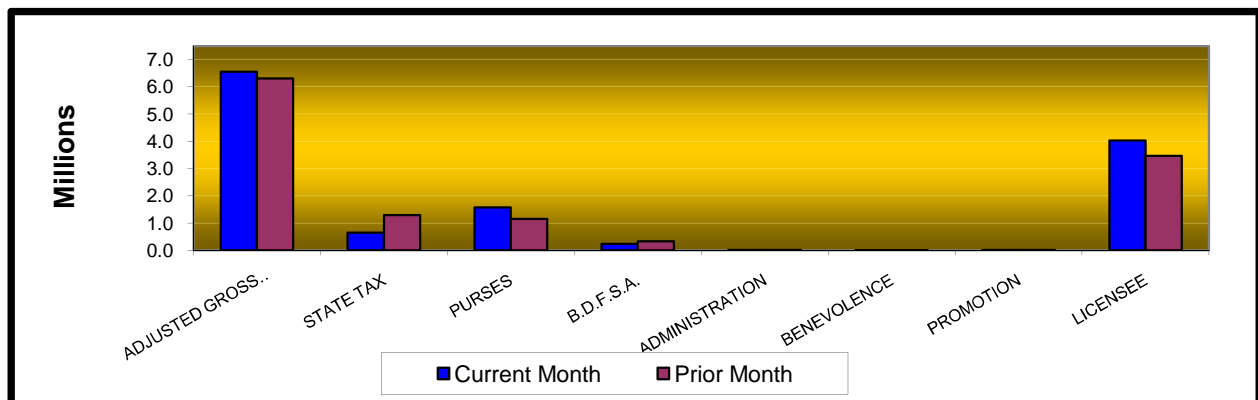
**OKLAHOMA STATE AUDITOR & INSPECTOR
GAMING AT OKLAHOMA HORSE RACING TRACKS
JANUARY 2008**

	<u>TOTAL</u>	<u>BLUE RIBBON DOWNS</u>	<u>WILL ROGERS DOWNS</u>	<u>REMINGTON PARK</u>
Gaming Days This Month	93	31	31	31
Opening Date		10/17/05	12/09/05	11/21/05
Adjusted Gross Revenue	<u>\$6,555,206.53</u>	<u>\$304,598.46</u>	<u>\$1,617,959.89</u>	<u>\$4,632,648.18</u>
State Tax				
Higher Education Trust Fund	78,662.48	3,655.18	19,415.52	55,591.78
Education Reform	576,858.18	26,804.67	142,380.47	407,673.04
Purse Fund				
<u>Purses</u>				
Thoroughbred	764,501.57	29,298.57	141,065.88	594,137.12
Quarterhorse	707,375.91	30,326.59	161,088.14	515,961.18
Paint & Appaloosa	104,034.99	6,739.24	35,797.36	61,498.39
Breeding Development Fund				
<u>Special Account</u>				
Thoroughbred	123,903.85	4,112.08	36,404.10	83,387.67
Quarterhorse	113,277.03	3,084.06	16,381.84	93,811.13
Paint & Appaloosa	10,579.84	685.35	3,640.41	6,254.08
<u>Administration</u>				
Thoroughbred	9,111.84	342.67	1,820.20	6,948.97
Quarterhorse	8,416.95	342.67	1,820.20	6,254.08
Paint & Appaloosa	1,175.54	76.15	404.49	694.90
<u>Benevolence</u>				
Thoroughbred	4,555.93	171.34	910.10	3,474.49
Quarterhorse	4,208.48	171.34	910.10	3,127.04
Paint & Appaloosa	587.77	38.07	202.25	347.45
<u>Promotions</u>				
Thoroughbred	9,111.84	342.67	1,820.20	6,948.97
Quarterhorse	8,416.95	342.67	1,820.20	6,254.08
Paint & Appaloosa	1,175.54	76.15	404.49	694.90
Licensee	\$4,029,251.83	\$197,988.99	\$1,051,673.93	\$2,779,588.91



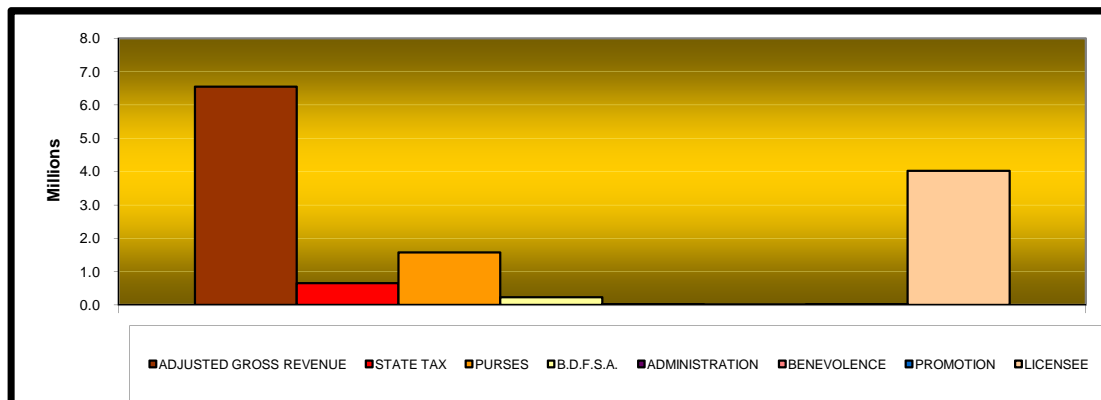
**OKLAHOMA STATE AUDITOR & INSPECTOR
GAMING AT OKLAHOMA HORSE RACING TRACKS
JANUARY 2008**

	<u>TOTAL</u>	<u>PRIOR MONTH</u>	<u>% CHANGE</u>	<u>PRIOR YEAR</u>	<u>% CHANGE</u>
Gaming Days	93	92	1.09%	93	0.00%
Opening Date					
Adjusted Gross Revenue	\$6,555,206.53	\$6,308,414.17	3.91%	\$5,564,482.63	17.80%
State Tax					
Higher Education Trust Fund	78,662.48	155,118.59	-49.29%	66,773.79	17.80%
Education Reform	576,858.18	1,137,536.32	-49.29%	489,674.47	17.80%
Purse Fund					
<u>Purses</u>					
Thoroughbred	764,501.57	480,613.96	59.07%	675,911.00	13.11%
Quarterhorse	707,375.91	588,715.74	20.16%	617,846.57	14.49%
Paint & Appaloosa	104,034.99	92,854.18	12.04%	87,500.63	18.90%
Breeding Development Fund					
<u>Special Account</u>					
Thoroughbred	123,903.85	245,895.52	-49.61%	81,575.46	51.89%
Quarterhorse	113,277.03	89,398.63	26.71%	80,786.98	40.22%
Paint & Appaloosa	10,579.84	9,442.79	12.04%	8,898.38	18.90%
<u>Administration</u>					
Thoroughbred	9,111.84	7,451.38	22.28%	7,769.10	17.28%
Quarterhorse	8,416.95	6,955.02	21.02%	7,165.48	17.47%
Paint & Appaloosa	1,175.54	1,049.20	12.04%	988.71	18.90%
<u>Benevolence</u>					
Thoroughbred	4,555.93	3,725.69	22.28%	3,884.54	17.28%
Quarterhorse	4,208.48	3,477.51	21.02%	3,582.73	17.47%
Paint & Appaloosa	587.77	524.61	12.04%	494.36	18.90%
<u>Promotions</u>					
Thoroughbred	9,111.84	7,451.38	22.28%	7,769.10	17.28%
Quarterhorse	8,416.95	6,955.02	21.02%	7,165.48	17.47%
Paint & Appaloosa	1,175.54	1,049.20	12.04%	988.71	18.90%
Licensee	\$4,029,251.83	\$3,470,199.43	16.11%	\$3,415,707.14	17.96%



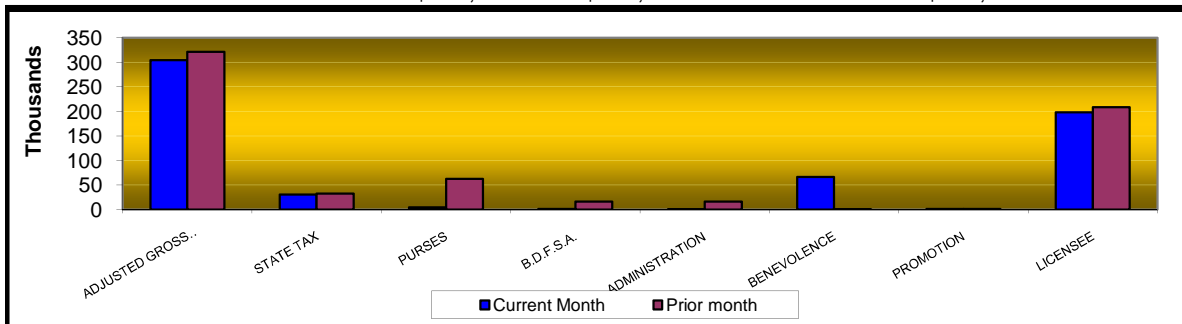
**OKLAHOMA STATE AUDITOR & INSPECTOR
GAMING AT OKLAHOMA HORSE RACING TRACKS
CALENDAR 2008**

	<u>TOTAL</u>	<u>BLUE RIBBON DOWNS</u>	<u>WILL ROGERS DOWNS</u>	<u>REMINGTON PARK</u>
Gaming Days This Year	93	31	31	31
Opening Date		10/17/05	12/09/05	11/21/05
Adjusted Gross Revenue	<u>\$6,555,206.53</u>	<u>\$304,598.46</u>	<u>\$1,617,959.89</u>	<u>\$4,632,648.18</u>
State Tax				
Higher Education Trust Fund	78,662.48	3,655.18	19,415.52	55,591.78
Education Reform	576,858.18	26,804.67	142,380.47	407,673.04
Purse Fund				
<u>Purses</u>				
Thoroughbred	764,501.57	29,298.57	141,065.88	594,137.12
Quarterhorse	707,375.91	30,326.59	161,088.14	515,961.18
Paint & Appaloosa	104,034.99	6,739.24	35,797.36	61,498.39
Breeding Development Fund				
<u>Special Account</u>				
Thoroughbred	123,903.85	4,112.08	36,404.10	83,387.67
Quarterhorse	113,277.03	3,084.06	16,381.84	93,811.13
Paint & Appaloosa	10,579.84	685.35	3,640.41	6,254.08
<u>Administration</u>				
Thoroughbred	9,111.84	342.67	1,820.20	6,948.97
Quarterhorse	8,416.95	342.67	1,820.20	6,254.08
Paint & Appaloosa	1,175.54	76.15	404.49	694.90
<u>Benevolence</u>				
Thoroughbred	4,555.93	171.34	910.10	3,474.49
Quarterhorse	4,208.48	171.34	910.10	3,127.04
Paint & Appaloosa	587.77	38.07	202.25	347.45
<u>Promotions</u>				
Thoroughbred	9,111.84	342.67	1,820.20	6,948.97
Quarterhorse	8,416.95	342.67	1,820.20	6,254.08
Paint & Appaloosa	1,175.54	76.15	404.49	694.90
Licensee	\$4,029,251.85	\$197,989.01	\$1,051,673.93	\$2,779,588.91



**OKLAHOMA STATE AUDITOR & INSPECTOR
GAMING AT OKLAHOMA HORSE RACING TRACKS
JANUARY 2008**

<u>Blue Ribbon Downs</u>	<u>CURRENT MONTH</u>	<u>PRIOR MONTH</u>	<u>% CHANGE</u>	<u>JANUARY 2007</u>	<u>% CHANGE</u>
Gaming Days	31	30	3.33%	31	0.00%
Opening Date	10/17/2005				
Adjusted Gross Revenue	\$304,598.46	\$321,153.35	-5.15%	\$286,922.73	6.16%
<u>State Tax</u>					
Higher Education Trust Fund	3,655.18	3,853.84	-5.15%	3,443.07	6.16%
Education Reform	26,804.67	28,261.49	-5.15%	25,249.20	6.16%
<u>Purse Fund</u>					
<u>Purses</u>					
Thoroughbred	29,298.57	23,303.68	25.73%	28,082.56	4.33%
Quarterhorse	30,326.59	31,974.82	-5.15%	28,566.74	6.16%
Paint & Appaloosa	6,739.24	7,105.52	-5.15%	6,348.17	6.16%
Breeding Development Fund					
<u>Special Account</u>					
Thoroughbred	4,112.08	11,922.82	-65.51%	3,389.27	21.33%
Quarterhorse	3,084.06	3,251.68	-5.15%	2,905.09	6.16%
Paint & Appaloosa	685.35	722.59	-5.15%	645.58	6.16%
<u>Administration</u>					
Thoroughbred	342.67	361.30	-5.16%	322.79	6.16%
Quarterhorse	342.67	361.30	-5.16%	322.79	6.16%
Paint & Appaloosa	76.15	80.29	-5.16%	71.73	6.16%
<u>Benevolence</u>					
Thoroughbred	171.34	180.65	-5.15%	161.39	6.17%
Quarterhorse	171.34	180.65	-5.15%	161.39	6.17%
Paint & Appaloosa	38.07	40.14	-5.16%	35.87	6.13%
<u>Promotions</u>					
Thoroughbred	342.67	361.30	-5.16%	322.79	6.16%
Quarterhorse	342.67	361.30	-5.16%	322.79	6.16%
Paint & Appaloosa	76.15	80.29	-5.16%	71.73	6.16%
Licensee	\$197,988.99	\$208,749.69	-5.15%	\$186,499.78	6.16%



**OKLAHOMA STATE AUDITOR & INSPECTOR
GAMING AT OKLAHOMA HORSE RACING TRACKS
JANUARY 2008**

Will Rogers Downs

	<u>CURRENT MONTH</u>	<u>PRIOR MONTH</u>	<u>% CHANGE</u>	<u>JANUARY 2007</u>	<u>% CHANGE</u>
Gaming Days	31	31	0.00%	31	0.00%
Opening Date	12/09/05				

Adjusted Gross Revenue	\$1,617,959.89	\$1,575,170.83	2.72%	\$1,253,429.00	29.08%
------------------------	----------------	----------------	-------	----------------	--------

State Tax

Higher Education Trust Fund	19,415.52	18,902.05	2.72%	15,041.15	29.08%
Education Reform	142,380.47	138,615.03	2.72%	110,301.75	29.08%

Purse Fund

Purses

Thoroughbred	141,065.88	137,158.00	2.85%	122,679.36	14.99%
Quarterhorse	161,088.14	188,193.53	-14.40%	124,794.52	29.08%
Paint & Appaloosa	35,797.36	41,820.79	-14.40%	27,732.12	29.08%

Breeding Development Fund

Special Account

Thoroughbred	36,404.10	70,173.86	-48.12%	14,806.13	145.87%
Quarterhorse	16,381.84	19,138.33	-14.40%	12,690.97	29.08%
Paint & Appaloosa	3,640.41	4,252.96	-14.40%	2,820.22	29.08%

Administration

Thoroughbred	1,820.20	2,126.48	-14.40%	1,410.11	29.08%
Quarterhorse	1,820.20	2,126.48	-14.40%	1,410.11	29.08%
Paint & Appaloosa	404.49	472.55	-14.40%	313.36	29.08%

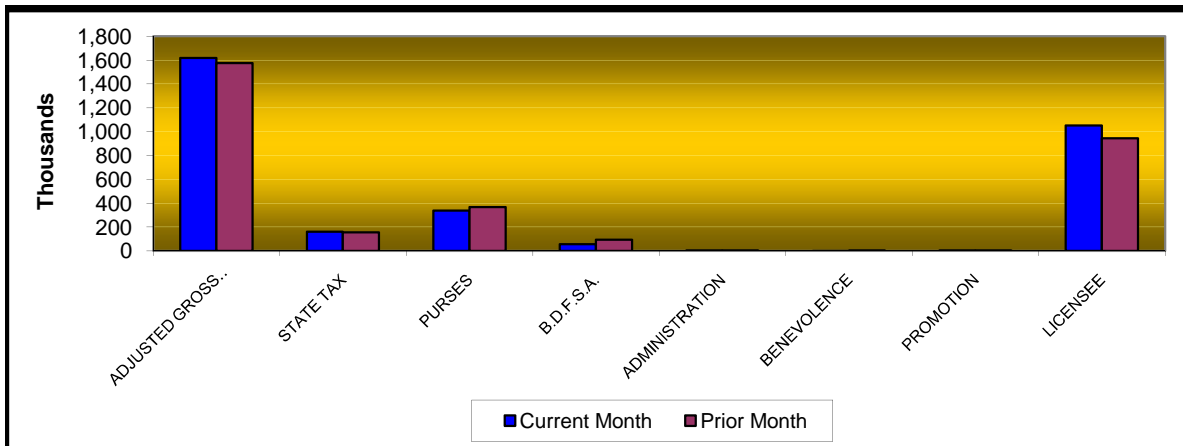
Benevolence

Thoroughbred	910.10	1,063.24	-14.40%	705.05	29.08%
Quarterhorse	910.10	1,063.24	-14.40%	705.05	29.08%
Paint & Appaloosa	202.25	236.28	-14.40%	156.68	29.08%

Promotions

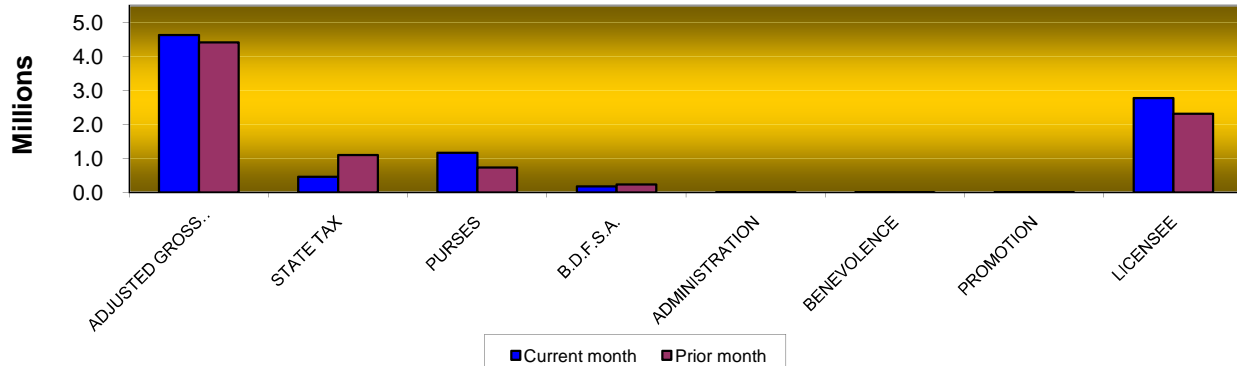
Thoroughbred	1,820.20	2,126.48	-14.40%	1,410.11	29.08%
Quarterhorse	1,820.20	2,126.48	-14.40%	1,410.11	29.08%
Paint & Appaloosa	404.49	472.55	-14.40%	313.36	29.08%

Licensee	\$1,051,673.93	\$945,102.50	11.28%	\$814,728.84	29.08%
-----------------	-----------------------	---------------------	---------------	---------------------	---------------



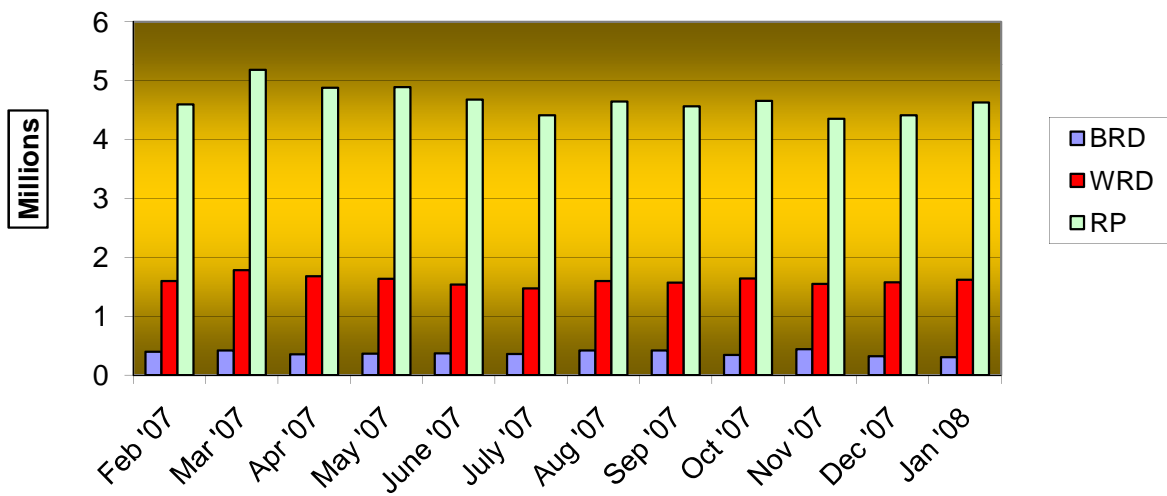
**OKLAHOMA STATE AUDITOR & INSPECTOR
GAMING AT OKLAHOMA HORSE RACING TRACKS
JANUARY 2008**

<u>Remington Park</u>	<u>CURRENT MONTH</u>	<u>PRIOR MONTH</u>	<u>% CHANGE</u>	<u>JANUARY 2007</u>	<u>% CHANGE</u>
Gaming Days	31	31	0.00%	31	0.00%
Opening Date	11/21/05				
Adjusted Gross Revenue	\$4,632,648.18	\$4,412,089.99	5.00%	\$4,024,130.90	15.12%
State Tax					
Higher Education Trust Fund	55,591.78	132,362.70	-58.00%	48,289.57	15.12%
Education Reform	407,673.04	970,659.80	-58.00%	354,123.52	15.12%
Purse Fund					
<u>Purses</u>					
Thoroughbred	594,137.12	320,152.28	85.58%	525,149.08	13.14%
Quarterhorse	515,961.18	368,547.39	40.00%	464,485.31	11.08%
Paint & Appaloosa	61,498.39	43,927.87	40.00%	53,420.34	15.12%
Breeding Development Fund					
<u>Special Account</u>					
Thoroughbred	83,387.67	163,798.84	-49.09%	63,380.06	31.57%
Quarterhorse	93,811.13	67,008.62	40.00%	65,190.92	43.90%
Paint & Appaloosa	6,254.08	4,467.24	40.00%	5,432.58	15.12%
<u>Administration</u>					
Thoroughbred	6,948.97	4,963.60	40.00%	6,036.20	15.12%
Quarterhorse	6,254.08	4,467.24	40.00%	5,432.58	15.12%
Paint & Appaloosa	694.90	496.36	40.00%	603.62	15.12%
<u>Benevolence</u>					
Thoroughbred	3,474.49	2,481.80	40.00%	3,018.10	15.12%
Quarterhorse	3,127.04	2,233.62	40.00%	2,716.29	15.12%
Paint & Appaloosa	347.45	248.19	39.99%	301.81	15.12%
<u>Promotions</u>					
Thoroughbred	6,948.97	4,963.60	40.00%	6,036.20	15.12%
Quarterhorse	6,254.08	4,467.24	40.00%	5,432.58	15.12%
Paint & Appaloosa	694.90	496.36	40.00%	603.62	15.12%
Licensee	\$2,779,588.91	\$2,316,347.24	20.00%	\$2,414,478.52	15.12%



OKLAHOMA STATE AUDITOR & INSPECTOR
GAMING AT OKLAHOMA HORSE RACING TRACKS
JANUARY 2008

ADJUSTED GROSS REVENUE
PREVIOUS TWELVE MONTHS





**OFFICE OF THE STATE AUDITOR AND INSPECTOR
2300 N. LINCOLN BOULEVARD, ROOM 100
OKLAHOMA CITY, OK 73105-4896**

WWW.SAI.STATE.OK.US